

National GT Challenge/P9 Challenge

Mugello Racing Weekend

3 Turno Prove Libere

Classification

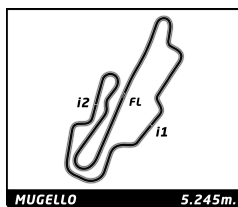
No Drivers	Team	Car	Cl.	Time	Lap Total	Gap	Kph
1 725 F. MARCO	Team FINK	BMW nova pro		1:47.121	8 11	- -	176.3
2 604 J. ALZEN / T. SCHEIB	HR Spezialf	BMW M4 GT3	6	1:52.690	4 6	+5.569 +5.569	167.6
3 68 F. DANOVA / P. ALESS	SF SQUADRA	Lamborghini	GT CUP 1	1:53.144	4 7	+6.023 +0.454	166.9
4 30 D. RODA	GRT MOTORSP	Ferrari 458	GT CUP 2	1:53.350	11 11	+6.229 +0.206	166.6
5 90 A. AMBROSIO / P. PAS	SCUDERIA VE	Lamborghini	GT3	1:53.491	10 10	+6.370 +0.141	166.4
6 6 D. GAGGIANESI / G. T	Rangoni Cor	Lamborghini	GT CUP 1	1:54.455	10 10	+7.334 +0.964	165.0
7 157 G. MARINARO / A. PAL	BEST LAP	Ferrari 488	GT CUP 2	1:55.339	7 8	+8.218 +0.884	163.7
8 151 L. FERRARI / L. MEGN	FORMULA RAC	Ferrari 488	GT CUP 2	1:55.527	9 9	+8.406 +0.188	163.4
9 11 R. MASSARO / M. MENE	SCUDERIA EM	Ferrari 488	GT CUP 2	1:55.747	3 11	+8.626 +0.220	163.1
10 27 M. GIRAUDI / G. GIRA	GRT MOTORSP	Ferrari 488	GT CUP 2	1:56.939	4 11	+9.818 +1.192	161.5
11 43 E. MARCHETTI / R. RO	BEST LAP	Ferrari 488	GT CUP 2	1:57.050	7 12	+9.929 +0.111	161.3
12 23 T. PETERSEN	FORMULA RAC	Ferrari 488	GT CUP 2	1:57.914	3 10	+10.793 +0.864	160.1
13 25 N. RISITANO / B. PIN	SEVEN HILLS	Ferrari 488	GT CUP 2	1:57.923	2 7	+10.802 +0.009	160.1
14 5 S. MAESTRI / A. RODI	BEST LAP	Ferrari 488	GT CUP 2	1:58.156	9 11	+11.035 +0.233	159.8
15 411 M. SUSSENGUTH	TEAM Sussen	PORSHE 991 G	4b	1:58.293	3 11	+11.172 +0.137	159.6
16 607 J. BENDER	JB racing T	CHEVROLET C7	6	1:59.381	9 11	+12.260 +1.088	158.2
17 28 E. CASAZZA / F. FRAN	TEAM CARS R	Porsche 911	GT CUP 2	1:59.524	11 12	+12.403 +0.143	158.0
18 57 A. BRIGATTI / S. CON	LEMA RACING	Lamborghini	GT CUP1	1:59.602	12 12	+12.481 +0.078	157.9
19 15 D. GOLIA / G. DE CUN	BEST LAP	Ferrari 488	GT CUP 2	2:00.171	4 7	+13.050 +0.569	157.1
20 18 M. PITORRI / G. SIMO	BEST LAP	Ferrari 488	GT3	2:00.968	10 10	+13.847 +0.797	156.1
21 24 M. MARULLA / D. ZYDL	RC MOTORSP	Ferrari 488	GT CUP 2	2:01.169	8 10	+14.048 +0.201	155.8
22 204 J. JANSEN	Spirit Race	AUDI R8 GT4	2b	2:01.700	7 12	+14.579 +0.531	155.2
23 10 M. JOCHER / S. JOCHE	TEAM JOCHER	BENTLEY Cont	GTX	2:02.763	6 9	+15.642 +1.063	153.8
24 91 M. MAGLIOCCOLA / B.	SCUDERIA VE	Lamborghini	GT3	2:03.201	5 7	+16.080 +0.438	153.3
25 42 E. ROMANI / M. SQUIL	TEAM CARS R	Porsche 992	GT CUP 2	2:04.812	5 12	+17.691 +1.611	151.3
26 202 M. WIEZORREK	Spirit Race	BMW M4 GT4 F	2b	2:05.650	9 9	+18.529 +0.838	150.3
27 50 H. LEE / D. PIALORSI	FORMULA RAC	Ferrari 488	GT CUP 2	2:06.467	7 11	+19.346 +0.817	149.3
28 507 A. LIENAU	Team Lienau	ASTON MARTIN	5	2:06.701	6 7	+19.580 +0.234	149.0
29 33 . ARAMIS / E. ROCCHI	SR&R SRL	Ferrari 458	GT CUP 3	2:12.002	5 5	+24.881 +5.301	143.0
30 9 A. REVELLO	TEAM CARS R	Porsche Carr	GT CUP 2	2:20.854	9 9	+33.733 +8.852	134.1
31 7 D. PAOLETTI / A. FUL	TRACK AND G	Porsche 992	GT CUP 2				
32 12 F. FEDE	TEAM CARS R	992 GT3 CUP	GT CUP 2				
33 510 S. JOCHER / M. JOCHE	Jocher Raci	BENTLEY Cont	5				

Fastest Lap: Lap 8 | FINK Marco | **1:47.121** | 176.3 Kph

Published at:

Track Status: **DRY**

Direttore di Gara: CANU Antonio	Il DS Cronometraggio INNOCENTI Chiara
---	---



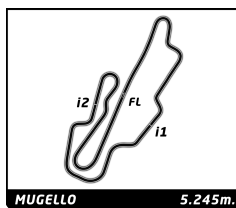
National GT Challenge/P9 Challenge

Mugello Racing Weekend

3 Turno Prove Libere

Best Sector Times

Sector 1		Sector 2		Sector 3		No Team	Class	Ide al	Bes t		
No Driver	Time	No Driver	Time	No Driver	Time						
1	68 F.DANO	35.728	725 F.Marc	32.801	725 F.Marc	37.360	1	725 Team FINK	1:47.057	1:47.121 (1)	
2	725 F.Marc	36.896	6 D.GAGG	34.723	604 J.ALZE	38.846	2	68 SF SQUADRA C	GT C	1:49.850	1:53.144 (3)
3	604 J.ALZE	37.615	604 J.ALZE	34.797	90 A.AMBR	39.110	3	604 HR Spezialfe	6	1:51.258	1:52.690 (2)
4	6 D.GAGG	38.044	68 F.DANO	34.983	68 F.DANO	39.139	4	90 SCUDERIA VES	GT3	1:52.360	1:53.491 (5)
5	90 A.AMBR	38.223	90 A.AMBR	35.027	30 D.RODA	39.440	5	6 Rangoni Cors	GT C	1:52.450	1:54.455 (6)
6	30 D.RODA	38.527	30 D.RODA	35.383	6 D.GAGG	39.683	6	30 GRT MOTORPO	GT C	1:53.350	1:53.350 (4)
7	151 L.FERR	39.108	151 L.FERR	35.474	151 L.FERR	40.051	7	151 FORMULA RACI	GT C	1:54.633	1:55.527 (8)
8	157 G.MARI	39.243	157 G.MARI	35.853	157 G.MARI	40.061	8	157 BEST LAP	GT C	1:55.157	1:55.339 (7)
9	24 M.MARU	39.255	11 R.MASS	36.234	11 R.MASS	40.107	9	11 SCUDERIA EMM	GT C	1:55.747	1:55.747 (9)
10	11 R.MASS	39.406	43 E.MARC	36.414	25 N.RISI	40.507	10	43 BEST LAP	GT C	1:56.875	1:57.050 (11)
11	27 M.GIRA	39.483	23 T.PETE	36.536	43 E.MARC	40.788	11	27 GRT MOTORPO	GT C	1:56.939	1:56.939 (10)
12	43 E.MARC	39.673	27 M.GIRA	36.541	23 T.PETE	40.814	12	23 FORMULA RACI	GT C	1:57.153	1:57.914 (12)
13	411 M.SUSS	39.739	5 S.MAES	36.752	27 M.GIRA	40.915	13	25 SEVEN HILLS	GT C	1:57.350	1:57.923 (13)
14	23 T.PETE	39.803	25 N.RISI	36.801	411 M.SUSS	40.953	14	5 BEST LAP	GT C	1:57.606	1:58.156 (14)
15	5 S.MAES	39.857	411 M.SUSS	37.089	5 S.MAES	40.997	15	411 TEAM Susseng	4b	1:57.781	1:58.293 (15)
16	25 N.RISI	40.042	607 J.BEND	37.287	28 E.CASA	41.262	16	607 JB racing TE	6	1:58.785	1:59.381 (16)
17	607 J.BEND	40.067	28 E.CASA	37.433	57 A.BRIG	41.407	17	24 RC MOTORSPOR	GT C	1:58.785	2:01.169 (21)
18	57 A.BRIG	40.408	15 D.GOLI	37.437	607 J.BEND	41.431	18	57 LEMA RACING	GT C	1:59.319	1:59.602 (18)
19	15 D.GOLI	40.607	57 A.BRIG	37.504	18 M.PITO	41.470	19	28 TEAM CARS RA	GT C	1:59.524	1:59.524 (17)
20	28 E.CASA	40.829	24 M.MARU	37.644	15 D.GOLI	41.695	20	15 BEST LAP	GT C	1:59.739	2:00.171 (19)
21	18 M.PITO	41.145	204 J.JANS	38.027	24 M.MARU	41.886	21	18 BEST LAP	GT3	2:00.719	2:00.968 (20)
22	204 J.JANS	41.178	18 M.PITO	38.104	204 J.JANS	42.349	22	204 Spirit Race	2b	2:01.554	2:01.700 (22)
23	91 M.MAGL	41.553	10 M.JOCH	38.384	10 M.JOCH	42.423	23	10 TEAM JOCHER	GTX	2:02.448	2:02.763 (23)
24	10 M.JOCH	41.641	91 M.MAGL	38.487	42 E.ROMA	42.851	24	91 SCUDERIA VES	GT3	2:03.148	2:03.201 (24)
25	42 E.ROMA	41.771	202 M.WIEZ	39.228	91 M.MAGL	43.108	25	42 TEAM CARS RA	GT C	2:04.342	2:04.812 (25)
26	50 H.LEE	42.029	42 E.ROMA	39.720	50 H.LEE	43.359	26	50 FORMULA RACI	GT C	2:05.310	2:06.467 (27)
27	507 A.LIEN	42.122	50 H.LEE	39.922	202 M.WIEZ	43.887	27	202 Spirit Race	2b	2:05.645	2:05.650 (26)
28	202 M.WIEZ	42.530	507 A.LIEN	40.244	507 A.LIEN	44.178	28	507 Team Lienau	5	2:06.544	2:06.701 (28)
29	33 ARAMIS	43.998	33 ARAMIS	42.036	33 ARAMIS	45.729	29	33 SR&R SRL	GT C	2:11.763	2:12.002 (29)
30	9 A.REVE	46.932	9 A.REVE	45.067	9 A.REVE	47.889	30	9 TEAM CARS RA	GT C	2:19.888	2:20.854 (30)



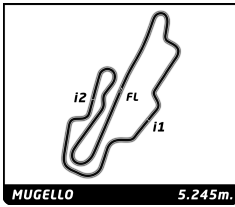
National GT Challenge/P9 Challenge

Mugello Racing Weekend

3 Turno Prove Libere

Best Top Speed

Team	Car	Class	Top Speed	Top 1		Top 2		Top 3		Top 4		Top 5		
				Kph	Lap	Kph	Lap	Kph	Lap	Kph	Lap	Kph	Lap	
604 HR Spezialfede	BMW M4 GT3	6	J. ALZE	283.9	4	283.9	5	283.1	6	281.7	2	281.7	3	282,9
68 SF SQUADRA COR	Lamborghini	GT CUP 1	F. DANO	276.6	4	275.9	5	274.5	3	272.5	7	184.9	2	256,9
6 Rangoni Corse	Lamborghini	GT CUP 1	D. GAGG	269.1	3	267.8	10	266.5	7	266.5	6	265.2	9	267,0
10 TEAM JOCHER	BENTLEY Con	GTX	M. JOCH	269.1	3	256.4	8	255.8	9	255.2	7	254.0	5	258,1
90 SCUDERIA VESUV	Lamborghini	GT3	A. AMBR	269.1	4	268.4	8	267.1	10	267.1	7	266.5	9	267,6
725 Team FINK	BMW nova.pr		F. Marc	268.4	10	267.8	7	267.8	6	267.8	3	267.1	9	267,8
607 JB racing TEAM	CHEVROLET C	6	J. BEND	267.8	4	267.1	9	267.1	5	266.5	10	266.5	6	267,0
43 BEST LAP	Ferrari 488	GT CUP 2	E. MARC	266.5	10	265.8	5	265.8	3	265.2	12	265.2	11	265,7
151 FORMULA RACING	Ferrari 488	GT CUP 2	L. FERR	266.5	4	263.9	9	262.6	3	262.0	2	260.7	5	263,1
157 BEST LAP	Ferrari 488	GT CUP 2	G. MARI	265.8	4	264.5	3	263.9	5	263.2	2	262.6	8	264,0
11 SCUDERIA EMME	Ferrari 488	GT CUP 2	R. MASS	265.2	4	263.9	5	263.9	3	263.2	11	263.2	9	263,9
411 TEAM Sussengut	PORSCHE 991	4b	M. SUSS	263.9	11	263.9	10	263.2	7	263.2	5	262.6	4	263,4
25 SEVEN HILLS MO	Ferrari 488	GT CUP 2	N. RISI	263.2	3	262.0	4	258.2	2	257.6	7	257.0	6	259,6
30 GRT MOTORSPORT	Ferrari 458	GT CUP 2	D. RODA	262.6	3	262.0	4	261.3	11	260.1	9	259.5	2	261,1
23 FORMULA RACING	Ferrari 488	GT CUP 2	T. PETE	262.0	4	260.7	5	258.9	6	258.9	3	258.2	9	259,7
5 BEST LAP	Ferrari 488	GT CUP 2	S. MAES	261.3	5	261.3	4	260.7	11	260.7	8	260.7	6	260,9
15 BEST LAP	Ferrari 488	GT CUP 2	D. GOLLI	260.7	6	260.1	5	258.9	2	258.9	3	258.2	4	259,4
27 GRT MOTORSPORT	Ferrari 488	GT CUP 2	M. GIRA	260.7	4	260.1	11	260.1	10	260.1	7	259.5	9	260,1
507 Team Lienau	ASTON MARTI	5	A. LIEN	260.1	4	260.1	5	258.9	7	256.4	6	251.1	3	257,3
24 RC MOTORSPORT	Ferrari 488	GT CUP 2	M. MARU	260.1	10	259.5	9	258.9	6	258.2	8	257.0	5	258,7
9 TEAM CARS RACI	Porsche Car	GT CUP 2	A. REVE	258.9	5	255.8	9	255.2	4	254.6	3	252.8	7	255,5
28 TEAM CARS RACI	Porsche 911	GT CUP 2	E. CASA	257.0	12	255.2	3	254.6	11	254.6	7	254.0	10	255,1
50 FORMULA RACING	Ferrari 488	GT CUP 2	H. LEE	257.0	11	257.0	4	257.0	2	255.8	8	255.2	10	256,4
91 SCUDERIA VESUV	Lamborghini	GT3	M. MAGL	257.0	7	256.4	5	253.4	6	252.8	4	237.4	3	251,4
42 TEAM CARS RACI	Porsche 992	GT CUP 2	E. ROMA	256.4	4	255.8	3	255.2	10	255.2	9	254.6	7	255,4
57 LEMA RACING	Lamborghini	GT CUP1	A. BRIG	254.6	9	253.4	10	253.4	6	253.4	5	252.3	12	253,4
18 BEST LAP	Ferrari 488	GT3	M. PITO	254.0	6	252.8	10	252.3	4	251.7	8	251.7	7	252,5
33 SR&R SRL	Ferrari 458	GT CUP 3	ARAMIS	250.5	2	250.5	5	220.1	4	137.1	3	105.1	1	192,7
204 Spirit Race Te	AUDI R8 GT4	2b	J. JANS	246.0	12	246.0	6	245.4	8	245.4	4	244.9	11	245,5
202 Spirit Race Te	BMW M4 GT4	2b	M. WIEZ	232.8	8	232.8	9	231.8	4	231.3	5	230.8	3	231,9
510 Jocher Racing	BENTLEY Con	5												
7 TRACK AND GO	Porsche 992	GT CUP 2												
12 TEAM CARS RACI	992 GT3 CUP	GT CUP 2												



National GT Challenge/P9 Challenge

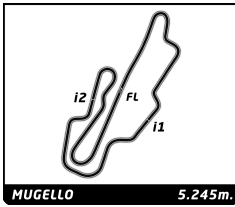
Mugello Racing Weekend

3 Turno Prove Libere

Sector Analysis

Invalidated Lap Personal Best Session Best B Crossing the pit lane

Lap D	Time	Sector 1	Sector 2	Sector 3	T.Spd	Elapsed	Lap D	Time	Sector 1	Sector 2	Sector 3	T.Spd	Elapsed		
5 BEST LAP 1.Stefano MAESTRI 2.Alberto RODIO Ferrari 488 C GT CUP 2							11 SCUDERIA EMME 1.Rodolfo MASSARO 2.Maia MENEHIN Ferrari 488 C GT CUP 2								
1	1	4:27.2	3:01.951	42.097	43.210	128.4	4:27.258	1	1	3:52.6	2:25.186	43.402	44.107	133.2	3:52.695
2	1	2:02.0	40.872	38.621	42.555	260.1	6:29.306	2	1	1:58.4	40.319	37.631	40.476	262.0	5:51.121
3	1	2:03.9	44.682	37.648	41.573	249.4	8:33.209	3	1	1:55.7	39.406	36.234	40.107	263.9	7:46.868
4	1	1:59.9	39.912	38.153	41.872	261.3	10:33.146	4	1	2:00.6	39.589	38.679	42.421	265.2	9:47.557
5	1	1:58.7	39.857	37.075	41.813	261.3	12:31.891	5	1	1:58.1	39.887	37.582	40.700	263.9	11:45.726
6	1	3:36.4	40.592	36.752	2:19.099	260.7	16:08.334	6	1	2:00.1	40.517	37.274	42.386	263.2	13:45.903
7	1	2:07.0	47.982	37.198	41.851	168.6	18:15.365	7	1	3:59.9	42.064	42.019	2:35.847	262.6	17:45.833
8	1	1:59.5	39.991	38.513	40.997	260.7	20:14.866	8	1	2:08.3	49.480	37.558	41.338	169.3	19:54.209
9	1	1:58.1	39.893	37.248	41.015	259.5	22:13.022	9	1	2:41.7	1:22.942	37.565	41.221	263.2	22:35.937
10	1	1:59.1	41.012	36.860	41.264	260.1	24:12.158	10	1	1:58.5	40.598	36.908	41.066	262.6	24:34.509
11	1	2:00.3	39.899	39.204	41.213	260.7	26:12.474	11	1	1:58.2	40.936	36.431	40.837	263.2	26:32.713
6 Rangoni Corse 1.Davide GAGGIANESI 2.Gabriele TORELLI Lamborghini H GT CUP 1							15 BEST LAP 1.Domenico Vincenzo GOLI 2.Giovanni DE CUNTIS Ferrari 488 C GT CUP 2								
1	1	3:12.0	1:42.328	43.993	45.774	125.1	3:12.095	1	1	3:16.5	1:42.940	44.614	48.961	137.3	3:16.515
2	1	3:53.7	41.644	38.277	2:33.803	243.8	7:05.819	2	1	2:07.8	42.465	40.240	45.176	258.9	5:24.396
3	1	4:07.5	38.044	34.723	2:54.819	269.1	11:13.405	3	1	2:00.9	41.529	37.765	41.695	258.9	7:25.385
4	1	2:03.9	47.893	36.232	39.786	155.1	13:17.316	4	1	2:00.1	40.607	37.437	42.127	258.2	9:25.556
5	1	1:55.2	39.218	35.947	40.045	264.5	15:12.526	5	1	2:00.5	40.671	38.195	41.703	260.1	11:26.125
6	1	1:56.4	40.559	35.971	39.917	266.5	17:08.973	6	1	2:00.5	41.047	37.463	42.065	260.7	13:26.700
7	1	1:54.6	39.022	35.980	39.683	266.5	19:03.658	7	1	2:56.0	45.611			213.6	16:22.725
8	1	1:55.3	39.086	36.523	39.786		20:59.053								
9	1	1:55.8	39.155	36.779	39.963	265.2	22:54.950								
10	1	1:54.4	38.988	35.607	39.860	267.8	24:49.405								
9 TEAM CARS RACING 1.Alessandro REVELLO Porsche Carre GT CUP 2							18 BEST LAP 1.Maurizio PITORRI 2.Gianluigi SIMONELLI Ferrari 488 G GT3								
1	1	3:32.9	1:46.391	53.013	53.578	95.1	3:32.982	1	1	5:27.7	4:04.348	39.558	43.874	127.2	5:27.780
2	1	2:28.1	51.287	47.079	49.797	251.1	6:01.145	2	1	2:06.9	43.808	39.967	43.203	249.9	7:34.758
3	1	2:22.5	48.724	45.835	48.026	254.6	8:23.730	3	1	2:04.6	41.871	39.477	43.351	249.9	9:39.457
4	1	2:23.6	49.059	46.743	47.889	255.2	10:47.421	4	1	2:04.6	41.744	39.432	43.462	252.3	11:44.095
5	1	3:28.9	46.932	45.067	1:56.997	258.9	14:16.417	5	1	2:05.1	42.006	40.225	42.894	251.7	13:49.220
6	1	2:36.6	58.777	46.605	51.268	144.2	16:53.067	6	1	2:05.5	42.076	39.985	43.464	254.0	15:54.745
7	1	2:22.3	48.111	45.432	48.835	252.8	19:15.445	7	1	2:04.2	42.250	39.073	42.967	251.7	17:59.035
8	1	2:24.9	47.571	48.199	49.179	251.7	21:40.394	8	1	2:04.0	41.888	39.256	42.860	251.7	20:03.039
9	1	2:20.8	47.267	45.650	47.937	255.8	24:01.248	9	1	2:04.4	41.937	39.417	43.074	251.1	22:07.467
10	1	2:00.9	41.145	38.353	41.470	252.8	24:08.435	10	1	2:00.9	41.145	38.353	41.470	252.8	24:08.435
10 TEAM JOCHER 1.Matthias JOCHER 2.Stephan JOCHER BENTLEY Conti GTX							23 FORMULA RACING 1.Thomas PETERSEN Ferrari 488 C GT CUP 2								
1	1	3:33.0	2:01.998	44.063	47.034	127.2	3:33.095	1	1	2:57.2	1:28.529	42.865	45.903	112.3	2:57.297
2	1	4:09.2	44.192	38.384	2:46.704	226.0	7:42.375	2	1	1:58.1	40.653	36.536	40.922	246.0	4:55.408
3	1	5:05.6	44.144	40.149	3:41.390	269.1	12:48.058	3	1	1:57.9	39.803	37.297	40.814	258.9	6:53.322
4	1	2:23.2	57.829	41.699	43.766	101.4	15:11.352	4	1	2:01.6	40.769	39.121	41.775	262.0	8:54.987
5	1	2:06.9	43.199	40.987	42.745	254.0	17:18.283	5	1	2:01.7	40.702	38.858	42.190	260.7	10:56.737
6	1	2:02.7	41.769	38.565	42.429		19:21.046	6	1	2:02.6	41.598	38.934	42.121	258.9	12:59.390
7	1	2:05.7	42.611	39.968	43.161	255.2	21:26.786	7	1	2:00.9	40.465	38.518	41.918	257.6	15:00.291
8	1	2:03.5	41.641	39.453	42.423	256.4	23:30.303	8	1	2:00.5	40.677	38.230	41.618	257.6	17:00.816
9	1	2:03.8	42.372	38.954	42.516	255.8	25:34.145	9	1	2:00.6	40.499	38.190	41.946	258.2	19:01.451
10	1	2:02.8	40.269	39.921	42.623	257.6	21:04.264	10	1	2:02.8	40.269	39.921	42.623	257.6	21:04.264



National GT Challenge/P9 Challenge

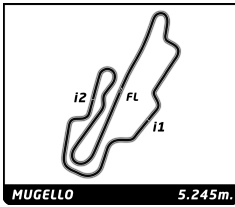
Mugello Racing Weekend

3 Turno Prove Libere

Sector Analysis

Invalidated Lap Personal Best Session Best Crossing the pit lane

Lap	D	Time	Sector 1	Sector 2	Sector 3	T.Spd	Elapsed	Lap	D	Time	Sector 1	Sector 2	Sector 3	T.Spd	Elapsed
24 RC MOTORSPORT <small>Ferrari 488 C GT CUP 2</small> 1. Matteo MARULLA 2. Dawid ZYDLEWSKY															
1	1	2:33.8	1:10.806	39.776	43.268	134.7	2:33.850								
2	1	4:03.9	41.437	37.644	2:44.868	0.9	6:37.799								
3	1	4:00.9	39.255	38.280	2:43.428		10:38.762								
4	1	2:02.4	40.958	38.357	43.134		12:41.211								
5	1	2:01.8	41.276	38.560	42.036	257.0	14:43.083								
6	1	3:48.6B	42.375			258.9	18:31.746								
7	1	2:09.8	48.827	38.895	42.107	173.4	20:41.575								
8	1	2:01.1	40.834	38.428	41.907	258.2	22:42.744								
9	1	2:01.2	41.104	38.278	41.897	259.5	24:44.023								
10	1	2:01.6	41.285	38.527	41.886	260.1	26:45.721								
25 SEVEN HILLS MOTORSPORT <small>Ferrari 488 C GT CUP 2</small> 1. Nicholas RISITANO 2. Barkin PINAR															
1	1	2:32.7	1:10.227	38.994	43.523	149.3	2:32.744								
2	1	1:57.9	40.615	36.801	40.507	258.2	4:30.667								
3	1	3:55.3	40.042	36.870	2:38.451	263.2	8:26.030								
4	1	3:09.3B	40.481			262.0	11:35.369								
5	1	2:23.4	54.876	43.952	44.650	119.9	13:58.847								
6	1	2:04.7	42.507	39.479	42.755	257.0	16:03.588								
7	1	2:04.9	42.285	40.121	42.574	257.6	18:08.568								
27 GRT MOTORSPORT <small>Ferrari 488 C GT CUP 2</small> 1. Michele GIRAUDI 2. Giovanni GIRAUDI															
1	1	3:19.1	1:34.630	50.698	53.786	130.2	3:19.114								
2	1	2:04.4	40.998	37.811	45.626	257.0	5:23.549								
3	1	1:58.5	40.839	36.751	40.990	259.5	7:22.129								
4	1	1:56.9	39.483	36.541	40.915	260.7	9:19.068								
5	1	2:01.3	40.174	38.209	42.954	258.9	11:20.405								
6	1	1:59.3	40.011	38.055	41.265	258.2	13:19.736								
7	1	2:25.0	1:06.029	37.615	41.360	260.1	15:44.740								
8	1	2:04.5	40.280	41.416	42.838	259.5	17:49.274								
9	1	2:01.1	40.910	38.972	41.292	259.5	19:50.448								
10	1	1:57.9	40.216	36.583	41.177	260.1	21:48.424								
11	1	2:02.5	40.079	39.646	42.792	260.1	23:50.941								
28 TEAM CARS RACING <small>Porsche 911 G GT CUP 2</small> 1. Edoardo CASAZZA 2. Filippo FRANGIONI															
1	1	3:20.8	1:40.459	45.698	54.716	110.8	3:20.873								
2	1	2:10.2	45.040	41.365	43.817	219.2	5:31.095								
3	1	2:09.1	42.904	41.091	45.167	255.2	7:40.257								
4	1	2:04.6	42.230	39.584	42.795	254.0	9:44.866								
5	1	2:04.0	41.460	39.570	43.010	254.0	11:48.906								
6	1	2:03.4	41.912	38.726	42.801	252.8	13:52.345								
7	1	2:06.3	41.195	39.377	45.774	254.6	15:58.691								
8	1	2:14.8	44.081	44.798	45.975	254.0	18:13.545								
9	1	2:07.7	41.347	44.074	42.366	253.4	20:21.332								
10	1	2:04.0	41.979	39.637	42.409	254.0	22:25.357								
11	1	1:59.5	40.829	37.433	41.262	254.6	24:24.881								
12	1	2:00.7	41.584	37.685	41.452	257.0	26:25.602								
30 GRT MOTORSPORT <small>Ferrari 488 C GT CUP 2</small> 1. Davide RODA															
1	1	2:23.6	1:05.700	37.418	40.543	138.9	2:23.661								
2	1	1:55.5	39.300	36.729	39.520	259.5	4:19.210								
3	1	1:54.6	38.903	35.490	40.284	262.6	6:13.887								
4	1	3:56.9B	38.921	37.561	2:40.428	262.0	10:10.797								
5	1	2:05.5	48.047	37.035	40.447	168.3	12:16.326								
6	1	1:56.7	39.639	36.542	40.546	258.2	14:13.053								
7	1	3:07.8B	40.892			257.6	17:20.898								
8	1	2:01.6	46.076	35.677	39.896	176.2	19:22.547								
9	1	1:56.4	40.326	36.291	39.801	260.1	21:18.965								
10	1	1:55.3	39.058	36.295	39.983	258.2	23:14.301								
11	1	1:53.3	38.527	35.383	39.440	261.3	25:07.651								
33 SR&R SRL <small>Ferrari 458 C GT CUP 3</small> 1. ARAMIS 2. Emilio Gennaro ROCCHI															
1	1	3:40.7	2:06.431	45.428	48.913	105.1	3:40.772								
2	1	4:26.6B	43.998	46.954	2:55.669	250.5	8:07.393								
3	1	2:30.9	57.082	45.282	48.635	137.1	10:38.392								
4	1	2:14.5	45.549	42.647	46.304	220.1	12:52.892								
5	1	2:12.0	44.237	42.036	45.729	250.5	15:04.894								
42 TEAM CARS RACING <small>Porsche 992 G GT CUP 2</small> 1. Emanuele ROMANI 2. Marco SQUILLACI															
1	1	2:57.7	1:19.548	48.811	49.429	141.6	2:57.788								
2	1	2:11.4	45.122	42.379	43.976	252.3	5:09.265								
3	1	2:05.6	42.389	40.210	43.023	255.8	7:14.887								
4	1	2:05.4	42.121	39.796	43.522	256.4	9:20.326								
5	1	2:04.8	42.166	39.720	42.926	252.3	11:25.138								
6	1	2:06.0	43.194	39.968	42.851	254.0	13:31.151								
7	1	2:09.0	42.106	43.133	43.798	254.6	15:40.188								
8	1	2:05.5	42.479	39.957	43.156	248.8	17:45.780								
9	1	2:09.7	41.771	42.996	44.990	255.2	19:55.537								
10	1	2:06.5	42.696	40.201	43.650	255.2	22:02.084								
11	1	2:05.3	42.142	39.995	43.181	252.3	24:07.402								
12	1	2:09.8	43.907	42.051	43.923	254.0	26:17.283								
43 BEST LAP <small>Ferrari 488 C GT CUP 2</small> 1. Elio MARCHETTI 2. Riccardo ROMAGNOLI															
1	1	2:28.7	1:08.694	38.045	41.980	131.9	2:28.719								
2	1	2:00.9	41.874	37.780	41.308	264.5	4:29.681								
3	1	1:58.5	39.739	37.674	41.131	265.8	6:28.225								
4	1	1:57.2	39.673	36.725	40.885	265.2	8:25.508								
5	1	2:07.1	39.939	40.107	47.119	265.8	10:32.673								
6	1	1:57.3	39.705	36.470	41.137	263.9	12:29.985								
7	1	1:57.0	39.848	36.414	40.788	263.2	14:27.035								
8	1	3:45.6B	44.103	40.086	2:21.431	263.9	18:12.655								
9	1	2:10.5	47.288	40.527	42.698	175.9	20:23.168								
10	1	2:00.2	41.390	37.638	41.185	266.5	22:23.381								
11	1	1:58.4	40.450	37.043	40.916	265.2	24:21.790								
12	1	2:00.4	40.154	36.837	43.447	265.2	26:22.228								



National GT Challenge/P9 Challenge

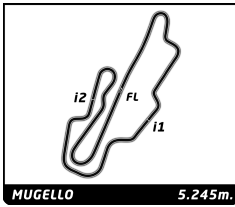
Mugello Racing Weekend

3 Turno Prove Libere

Sector Analysis

Invalidated Lap Personal Best Session Best Crossing the pit lane

Lap	D	Time	Sector 1	Sector 2	Sector 3	T.Spd	Elapsed	Lap	D	Time	Sector 1	Sector 2	Sector 3	T.Spd	Elapsed
50 FORMULA RACING <small>Ferrari 488 C GT CUP 2</small>															
1. Hsuan LEE															
2. Daniele PIALORSI															
1	1	2:56.4	1:21.848	46.841	47.724	130.0	2:56.413								
2	1	2:09.3	43.346	41.083	44.879	257.0	5:05.721								
3	1	2:07.6	42.272	41.106	44.318	254.0	7:13.417								
4	1	2:06.9	42.029	39.922	44.964	257.0	9:20.332								
5	1	2:08.8	43.469	40.301	45.059	223.7	11:29.161								
6	1	2:06.5	42.513	40.699	43.359	254.0	13:35.732								
7	1	2:06.4	42.400	40.658	43.409	255.2	15:42.199								
8	1	2:08.0	42.156	40.768	45.142	255.8	17:50.265								
9	1	2:11.6	44.960	42.074	44.651	247.1	20:01.950								
10	1	2:10.5	42.635	42.176	45.748	255.2	22:12.509								
11	1	2:10.6	44.809	41.107	44.687	257.0	24:23.112								
57 LEMA RACING <small>Lamborghini H GT CUP1</small>															
1. Alessandro BRIGATTI															
2. Simone CONTI															
1	1	2:56.5	1:30.034	41.226	45.253	130.7	2:56.513								
2	1	1:45.1	B	45.089		219.6	4:41.677								
3	1	2:10.6	49.167	38.865	42.648	166.7	6:52.357								
4	1	2:01.2	40.894	38.340	42.030	251.7	8:53.621								
5	1	2:00.8	40.463	38.332	42.036	253.4	10:54.452								
6	1	2:23.2	B	41.054		253.4	13:17.707								
7	1	2:11.5	49.000	38.622	43.953	169.3	15:29.282								
8	1	2:01.3	41.264	38.351	41.700	249.9	17:30.597								
9	1	2:00.5	40.815	38.048	41.648	254.6	19:31.108								
10	1	2:06.4	40.408	38.720	47.323	253.4	21:37.559								
11	1	2:00.0	40.844	37.805	41.407	251.1	23:37.615								
12	1	1:59.6	40.671	37.504	41.427	252.3	25:37.217								
68 SF SQUADRA CORSE SRLS <small>Lamborghini H GT CUP 1</small>															
1. Federico DANOVA															
2. Pietro ALESSI															
1	1	3:08.1	1:40.970	38.571	48.598	178.2	3:08.139								
2	1	3:39.6	B	2:03.832	41.336	54.449	184.9	6:47.756							
3	1	1:56.6	35.728	35.041	45.864	274.5	8:44.389								
4	1	1:53.1	37.732	35.265	40.147	276.6	10:37.533								
5	1	4:06.1	B	38.609		275.9	14:43.647								
6	1	1:59.6	45.161	35.318	39.139	178.2	16:43.265								
7	1	4:09.9	B	37.146	34.983	2:57.779	272.5	20:53.173							
90 SCUDERIA VESUVIO <small>Lamborghini H GT3</small>															
1. Angelo AMBROSIO															
2. Pasquale PASTORE															
1	1	2:25.5	1:08.079	37.117	40.309	132.7	2:25.505								
2	1	1:55.9	39.028	36.940	40.030	266.5	4:21.503								
3	1	1:53.9	39.246	35.027	39.708	266.5	6:15.484								
4	1	1:55.8	39.519	36.528	39.841	269.1	8:11.372								
5	1	1:57.0	38.223	35.352	43.499	265.8	10:08.446								
6	1	1:57.6	39.363	37.654	40.611	257.6	12:06.074								
7	1	1:53.6	38.275	35.967	39.403	267.1	13:59.719								
8	1	1:56.0	38.263	35.402	42.340	268.4	15:55.724								
9	1	1:54.6	39.444	35.225	39.934	266.5	17:50.327								
10	1	1:53.4	39.025	35.356	39.110	267.1	19:43.818								
91 SCUDERIA VESUVIO <small>Lamborghini H GT3</small>															
1. Mariano MAGLIOCCOLA															
2. Benedetto STRIGNANO															
1	1	3:11.2	1:31.963	50.016	49.288	109.2	3:11.267								
2	1	2:14.5	44.809	41.313	48.471	225.1	5:25.860								
3	1	2:07.1	43.504	39.182	44.474	237.4	7:33.020								
4	1	2:04.7	41.931	39.689	43.108	252.8	9:37.748								
5	1	2:03.2	41.553	38.487	43.161	256.4	11:40.949								
6	1	2:05.5	42.311	39.414	43.816	253.4	13:46.490								
7	1	2:11.1	43.571	42.227	45.395	257.0	15:57.683								
151 FORMULA RACING <small>Ferrari 488 C GT CUP 2</small>															
1. Luigi FERRARI															
2. Leonardo MEGNA															
1	1	2:36.9	1:11.492	44.167	41.301	153.8	2:36.960								
2	1	1:57.2	39.780	36.647	40.800	262.0	4:34.187								
3	1	1:55.7	39.517	36.223	40.051	262.6	6:29.978								
4	1	2:16.5	46.085	46.020	44.455	266.5	8:46.538								
5	1	3:35.8	B	39.470	36.049	2:20.379	260.7	12:22.436							
6	1	2:07.5	48.276	36.063	43.201	151.4	14:29.976								
7	1	1:55.8	39.750	35.474	40.616	259.5	16:25.816								
8	1	1:55.8	39.507	36.090	40.302	260.1	18:21.715								
9	1	1:55.5	39.108	36.044	40.375	263.9	20:17.242								
157 BEST LAP <small>Ferrari 488 C GT CUP 2</small>															
1. Giuseppe MARINARO															
2. Alessandro PALAZZO															
1	1	2:37.4	1:16.648	39.346	41.500	138.9	2:37.494								
2	1	1:57.3	39.767	36.854	40.697	263.2	4:34.812								
3	1	1:56.0	39.614	36.386	40.096	264.5	6:30.908								
4	1	1:57.4	41.173	36.238	40.061	265.8	8:28.380								
5	1	1:57.5	40.916	36.502	40.086	263.9	10:25.884								
6	1	1:56.0	39.426	36.348	40.244	262.0	12:21.902								
7	1	1:55.3	39.291	35.853	40.195	261.3	14:17.241								
8	1	3:47.2	B	39.243	36.458	2:31.567	262.6	18:04.509							
202 Spirit Race Team <small>BMW M4 GT4 F8 2b</small>															
1. Marc WIEZORREK															
1	1	3:03.4	1:17.105	53.755	52.633	131.0	3:03.493								
2	1	2:20.8	47.532	45.542	47.789	228.9	5:24.356								
3	1	2:15.7	46.694	43.572	45.461	230.8	7:40.083								
4	1	2:10.5	44.283	40.632	45.653	231.8	9:50.651								
5	1	2:08.4	43.185	39.403	45.900	231.3	11:59.139								
6	1	3:14.2	B	43.212	41.552	1:49.499	229.9	15:13.402							
7	1	2:15.8	51.051	39.936	44.862	161.5	17:29.251								
8	1	2:07.6	44.034	39.696	43.887	232.8	19:36.868								
9	1	2:05.6	42.530	39.228	43.892	232.8	21:42.518								
204 Spirit Race Team <small>AUDI R8 GT4 2b</small>															
1. Julian JANSEN															
1	1	2:18.4	53.597	40.853	44.040	138.7	2:18.490								
2	1	2:07.2	42.849	39.862	44.511	244.9	4:25.712								
3	1	2:02.6	41.594	38.538	42.524	244.9	6:28.368								
4	1	2:07.9	42.958	39.967	44.985	245.4	8:36.278								



National GT Challenge/P9 Challenge

Mugello Racing Weekend

3 Turno Prove Libere

Sector Analysis

Invalidated Lap Personal Best Session Best B Crossing the pit lane

Lap	D	Time	Sector 1	Sector 2	Sector 3	T.Spd	Elapsed	Lap	D	Time	Sector 1	Sector 2	Sector 3	T.Spd	Elapsed
5	1	2:05.5	42.756	40.115	42.682	231.8	10:41.831	10	1	1:59.6	40.202	38.032	41.431	266.5	23:51.534
6	1	2:04.8	42.630	39.274	42.929	246.0	12:46.664	11	1	2:01.4	41.354	37.409	42.647	264.5	25:52.944
7	1	2:01.7	41.178	38.173	42.349	244.3	14:48.364								
8	1	3:09.5B	41.845	38.092	1:49.611	245.4	17:57.912								
9	1	2:09.9	48.987	38.280	42.669	164.7	20:07.848								
10	1	2:02.7	41.447	38.027	43.247	244.3	22:10.569								
11	1	2:02.7	41.696	38.280	42.796	244.9	24:13.341								
12	1	2:04.4	41.181	39.189	44.110	246.0	26:17.821								

411 **TEAM Sussenguth** PORSCHE 991 GT 4b
1.Manuel SUSSENGUTH

1	1	2:15.3	55.054	38.425	41.893	133.2	2:15.372
2	1	1:59.7	40.748	37.173	41.809	258.2	4:15.102
3	1	1:58.2	40.251	37.089	40.953	262.6	6:13.395
4	1	2:01.2	41.071	38.559	41.621	262.6	8:14.646
5	1	3:14.9B	39.739	37.965	1:57.292	263.2	11:29.642
6	1	2:07.9	48.205	38.076	41.698	175.4	13:37.621
7	1	4:37.5B	40.974	51.532	3:05.000	263.2	18:15.127
8	1	2:13.1	49.419	39.918	43.785	166.2	20:28.249
9	1	2:01.0	40.918	38.201	41.971	262.0	22:29.339
10	1	1:59.0	39.954	37.639	41.464	263.9	24:28.396
11	1	2:00.7	40.318	38.807	41.593	263.9	26:29.114

507 **Team Lienau** ASTON MARTIN 5
1.Alexander LIENAU

1	1	3:01.6	1:16.305	53.977	51.392	104.8	3:01.674
2	1	2:20.5	46.078	47.795	46.635	227.9	5:22.182
3	1	2:15.4	45.977	45.170	44.326	251.1	7:37.655
4	1	2:11.0	43.117	42.930	45.019	260.1	9:48.721
5	1	2:09.0	42.950	40.491	45.559	260.1	11:57.721
6	1	2:06.7	42.279	40.244	44.178	256.4	14:04.422
7	1	2:07.0	42.122	40.456	44.453	258.9	16:11.453

604 **HR Spezialfedern GmbH & Co KG** BMW M4 GT3 6
1.Jurgen ALZEN
2.Timo SCHEIBNER

1	1	3:07.9	1:42.888	41.334	43.758	175.9	3:07.980
2	1	1:57.1	40.050	37.162	39.971	281.7	5:05.163
3	1	1:52.9	37.923	35.785	39.208	281.7	6:58.079
4	1	1:52.6	37.738	36.106	38.846	283.9	8:50.769
5	1	1:52.7	38.044	34.797	39.906	283.9	10:43.516
6	1	1:54.0	38.979	35.657	39.439	283.1	12:37.591

607 **JB racing TEAM** CHEVROLET C7 6
1.Jurgen BENDER

1	1	3:24.0	1:54.764	44.328	44.983	122.0	3:24.075
2	1	2:04.3	42.312	39.779	42.252	262.6	5:28.418
3	1	2:04.5	42.654	38.517	43.371	239.5	7:32.960
4	1	2:00.2	40.075	37.802	42.359	267.8	9:33.196
5	1	1:59.5	40.130	37.509	41.863	267.1	11:32.698
6	1	4:09.0B	41.303	38.989	2:48.712	266.5	15:41.702
7	1	2:09.4	49.016	37.792	42.687	182.4	17:51.197
8	1	2:01.2	41.828	37.544	41.919	247.1	19:52.488
9	1	1:59.3	40.067	37.287	42.027	267.1	21:51.869

725 **Team FINK** BMW nova prot
1.FINK Marco

1	1	3:47.8	2:08.114	50.814	48.921	101.4	3:47.849
2	1	1:54.7	38.645	38.369	37.756	264.5	5:42.619
3	1	2:19.5B	37.138	35.813	1:06.646	267.8	8:02.216
4	1	3:55.0	2:38.163	35.450	41.435	139.4	11:57.264
5	1	1:51.0	37.300	34.947	38.788	261.3	13:48.299
6	1	1:58.7	40.245	40.722	37.819	267.8	15:47.085
7	1	1:56.1	38.308	39.562	38.311	267.8	17:43.266
8	1	1:47.1	36.960	32.801	37.360	267.1	19:30.387
9	1	1:51.6	36.896	36.782	37.948	267.1	21:22.013
10	1	1:49.3	37.023	34.659	37.638	268.4	23:11.333
11	1	1:48.3	36.967	33.732	37.682	266.5	24:59.714